

OmniMetalcraftcorp.



Products | Services | Solutions



OmniMetalcraftcorp.

P.O. Box 352
Alpena, Michigan 49707
Phone 989.358.7000
Fax 989.358.7020
dist@omni.com
www.omni.com

Gravity and Power Rollers

- Available in sizes from 1" to 12" outside diameter
- Multiple bearing, axle assembly and accessory options
- Gravity, grooved, sprocketed and taper rollers available
- Standard and nonstandard between frame widths available




Ball Transfer Tables

- Used for rotating or positioning products or for transferring between parallel lines
- 360° of rotation
- Ball sizes and patterns customizable to suit the product



Chain Conveyor

- Used primarily for "wrong way" pallets or racks
- Heavy duty, welded construction using structural tube steel and structural angle steel
- Chain is typically driven by an underhung center drive
- Units can be nested together to facilitate smooth product transitions




Belt Conveyor

- Conveys products of various shapes and sizes
- Ideal for operations such as assembling, sorting, inspecting or transporting
- Many belt options available for specific applications



Chain Driven Live Roller Conveyor (CDLR)

- Ideal for transporting loaded pallets, tires, drums and more
- Roll-to-roll chains provide positive driving force to every roller
- Welded frames for rugged durability



Belt Driven Live Roller Conveyor (BDLR)

- Transports or accumulates products of various shapes, sizes and weights
- Live rollers set high in a conveyor frame allowing for overhanging product applications
- Bed rollers are driven using a belt from the underside of the bed roller



Chain Transfers

- Used to re-direct products 90° onto an adjacent conveyor line
- Ideal for transporting loaded pallets or products with a sturdy conveying surface
- Customizable to specific requirements with standard capacities up to 6,000 lbs.



Gravity Roller Conveyor

- *Ideal for horizontal and gradual decline applications*
- *Multiple frame and roller configurations*
- *Designed to meet capacity requirements*



Scissor Lifts

- *Capacities ranging from 500 to 100,000 lbs.*
- *Multiple configurations*
- *Heavy duty steel construction*
- *Built to your specifications*
- *High cycle packages*
- *Offered in hydraulic, mechanical and pneumatic actuations*




Gravity Skatewheel Conveyor

- *Ideal for horizontal and gradual decline applications*
- *Multiple wheel patterns and styles*
- *Differential action of the wheels provides excellent product tracking*



Turntables

- *Provides directional and product orientation change in your conveyor line*
- *Manual or Powered Turntables rotate to the desired angle required for your application*



Lineshaft Conveyor

- *Transport lightweight, flat bottom products with the capability of minimal back pressure accumulation*
- *Modular conveyors and accessories allow for many design configurations*
- *Quiet operation and easy maintenance*
- *Multiple conveyor components can be driven from a single drive*



24V Conveyor

- *Flat motor driven or motorized roller driven*
- *Energy efficient, quiet and low maintenance*
- *Ease of installation*
- *Transportation or accumulation modes with one drive card*



Power Belt Curve

- *Handle products of various shapes and sizes with belt widths from 6" to 102"*
- *Maintains product orientation throughout the turn*
- *Easily integrated into existing conveyor lines*



Stainless Steel

- *Most of our products are available in stainless steel construction*



Parts & Accessories

- Spring Gates
- Supports
- Motors
- Reducers
- Stops
- Guide Rails

Spring Gate



Stationary
Leg Supports



Motor & Reducer



Additional Offerings

- Training
- Roller Spec'ing
- Private Labeling
- Online Quoting Tool
- Custom Fabrication
- Co-Branded Literature

OmniMetalcraftcorp.

Omni Metalcraft Corp. Distributor Division Product Line Card - 10/21

P.O. Box 352
Alpena, Michigan 49707
Phone 989.358.7000
Fax 989.358.7020
dist@omni.com
www.omni.com